


1. SIMBOL PADA CATATAN PERKEMBANGAN KEPERAWATAN




(Warna biru) untuk mendandai / menuliskan hasil pengukuran suhu)



Segitiga merah : pada pasien dengan transfusi



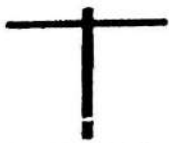
Untuk penulisan fraktur



p warna merah untuk pasien baru



p warna biru untuk pasien pulang



Tanda untuk pasien meninggal

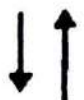
2. SIMBOL PADA CATATAN ANESTESI



Untuk menuliskan angka Diastole



Untuk menuliskan angka Sistol



In atau Extubasi



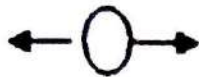
Permulaan atau akhir anastesi



Denyut nadi



Respirasi



Permulaan atau akhir operasi

3. SIMBOL PADA CATATAN KEBIDANAN

V.

Untuk menuliskan tanda tindakan Vacuum Ekstraksi

X

Untuk menuliskan tanda tindakan partus normal

SC

Untuk menuliskan tanda tindakan Section Caesarea

O

Untuk menuliskan tanda tindakan operasi lain-lain

C

Untuk menuliskan tanda tindakan Curetage

I

Induksi persalinan

H

Heacting lacerasi

T

Pemasangan Tampon Vagina

F

Tindakan forcep ekstraksi

DJJ

Denyut jantung janin

TFU Tinggi fundus uteri

VT Vaginal Tuce

⊕ Penurunan kepala

⊗ Penurunan bokong

∞ Letak lintang kepala kiri

∞ Letak lintang kepala kiri

KET Selaput ketuban


TP Tafsiran Persalinan


HPTP Haid Pertama Haid Terakhir

GPAH Gravid Para Abortus Hidup

4. SIMBOL PADA FORMULIR UNIT PERAWATAN INTENSIF

 Untuk menuliskan Heart rate / Nadi, digunakan tinta merah

 Untuk menuliskan laju nafas / respiratory rate

 Untuk menuliskan angka Diastolik

 Untuk menuliskan angka Sistolik

CA

Untuk menuliskan cairan ada, digunakan tinta warna merah



Untuk menuliskan gambaran EKG digunakan tinta warna merah

5. SIMBOL YANG DIPAKAI SECARA UMUM



Untuk menuliskan jenis kelamin laki-laki



Untuk menuliskan jenis kelamin perempuan




Penurunan



Seimbang

6. SIMBOL PENYAKIT INFEKSI

a. penyakit HIV / AIDS



Bulatan dengan warna dasar merah dan huruf A di dalam lingkaran berwarna hitam



Bulatan dengan warna dasar merah dan huruf H di dalam lingkaran berwarna hitam



Bulatan dengan warna dasar ungu dan huruf T di dalam lingkaran berwarna hitam



Bulatan dengan warna dasar hijau dan huruf S di dalam lingkaran berwarna hitam



Bulatan dengan warna dasar orange dan huruf F di dalam lingkaran berwarna hitam

7. TANDA BAHAYA

— Tanda negative dalam pencatatan berkas rekam medis
↑ Tanda panah keatas dalam pencatatan berkas rekam medis
↓ Tanda panah kebawah dalam pencatatan berkas rekam medis

Daftar Singkatan Diagnosa

1	(D)	Dextra
2	(S)	Sinistra
3	AADL	Advanced Activity Of Daily Living
4	AB gap	Air Bone Gap
5	ABC	Abacavir
6		Alat Bantu Dengar
7	AB Gap	Air Bone Gap
8	ABI	Ankle Brachial Index
9	ABP	Angled Blade Plate
10	AC	Air Conduction
11	AC Joint	Acromio Clavicular Joint
12	ACC	American College Of Cardiology
13	ACD	Anemia Of Chronic Disease
14	ACDF	Anterior Corpectomy Decompression

		Fussion
15	ACHD	Adult Congenital Heart Disease
16	ACI	Ace Inhibitors
17	ACL	Anterior Cruciate Ligament
18	ACLS	Advanced Cardiac Life Support
19	ACR	American College Of Rheumatology
20	ACS	Acute Coronary Syndrome
21	AD	Auris Dextra
22	ADB	Anemia Defisiensi Besi
23	ADD	Abduction
24	ADHF	Acute Decompensated Heart Failure
25	ADL	Activity Daily Living
26	ADO	Amplatzer Ductal Occluder
27	AE Cast	Above Elbow Cast
28	AED	Automated External Defibrillator
29	AF	Atrial Fibrillation
30	AFASS	Acceptable Feasible Affordable Sustaniable Safe
31	AFB	Acid Fast Bacilli
32	AFL	Atrial Flutter
33	AFO	Ankle Foot Orthosis
34	AGA	Anggota Gerak Atas
35	AGB	Anggota Gerak Bawah
36	AGD	Analisa Gas Darah
37	AHA	American Heart Association
38	AHF	Acute Heart Failure
39	AI	Avian Influenza
40	AI / AR	Aortic Insufficiency / Aortic Regurgitation
41	AIDS	Acquired Immuno Deficiency Syndrome
42	AIJ	Arthritis Rheumatoid Juvenile

43	AION	Anterior Ischemic Optic Neuropathy
44	AK	Alur Kegiatan
45	AK Cast	Above Knee Cast
46	AKI	Acute Kidney Injury
47	AKS	Aktifitas Kehidupan Sehari-hari
48	AKSIS	Sumbu Listrik Jantung
49	ALA	Alanine
50	ALHA	Autohemolytic Anemia
51	ALI	Acute Lung Injury
52	ALL	Acute Lymphoblastic Leukemia
53	ALO	Acute Lung Oedema
54	ALS	Amyotrophic Lateral Sclerosis
55	AMD / ARMD	Age Related Macular Degeneration
56	AMI	Acute Myocardial Infarction
57	AML	Acute Myeloblastic Leukemia
58	AMP	Austin Moore Prosthesis
59	AMT	Abbreviated Mental Test
60	ANA	Antibody Nuclear Antigen
61	Ao	Aorta / Aortic
62	APCD	Acquired Prothrombine Complex Deficiency
63	APS	Angina Pectoris Stable
64	APTT	Activated Partial Thromboplastine Time
65	ARB	Angiotensin Receptor Bloker
66	ARDS	Acute Respiratory Distress Syndrome
67	ARMD	Age Related Macular Degeneration
68	ARV	Antiretroviral
69	ARVD	Arrhythmogenic Right Ventricular Dysplasia
70	AS	Auris Sinistra

71	ASA	American Society of Anesthesiologists
72	ASB	Assisted Spontaneous Breathing
73	ASD	Atrial Septal Defect
74	ASI	Addiction Severity Index
75	ASKES	Asuransi Kesehatan
76	ASO	Amplatzer Septal Occluder
77	ASSIST	Alcohol Smoking And Substance Involvement Screening Test
78	ASTEK	Asuransi Tenaga Kerja
79	ATO	Abssces Tubo Ovarian
80	ATS	Anti Tetanus Serum
81	AV	Aortic Valve
82	AV Block	Atrioventricular Block
83	A-V shunt	Arterio Venous Shunt
84	AVM	Arteriovenous Malformation
85	AVN	Arteri Vena Nervous
86	AX	Axial
87	AZT	Zidovudine (yang sering di singkat dengan ZOI)
88	BAB	Buang Air Besar
89	BADL	Basic Activity Daily Living
90	BAK	Buang Air Kecil
91	BAL	Broncho Alveolar Lavage
92	BAPWV	Brachial Ankle Pulse Wave Velocity
93	BB	Berat Badan
94	BB	Berat Badan
95	BBB	Batu Buli Buli
96	BBRG	Bubur Rendah Garam
97	BC	Bone Conduction
98	BCC	Basal Cell Carcinoma

99	BCG	Bacille Calmette Guerin
100	BCVA	Best Coreccted Visual Acuity
101	BDZ	Benzodiazepine
102	BE	Base Excess
103	BE-CAST	Below Elbow Cast
104	BERA	Brainstem Evoked Response Audiometry
105	BIPAR	Bilevel Positive Airway Pressure
106	BIS	Bispectral Index
107	BK-CAST	Below Knee Cast
108	BM	Bedah Mulut
109	BMA	Bone Marrow Aspiration
110	BMI	Body Mass Index
111	BMK	Besar Masa Kehamilan
112	BMP	Bone Marrow Puncture
113	BMS	Bare Metal Stent
114	BNO	Buik Nier Overzicht
115	BOA	Behavioral Observation Audiometry
116	BOF	Bick Overzicht Foto (Foto Polos Abdomen)
117	BOR	Bad Occupancy Rate
118	BP	Blood Pressure
119	BPD	Boleh Pindah
120	BPH	Benign Prostatic Hyperplasia
121	BPL	Boleh Pulang
122	BR	Bridge
123	BRAO	Branch Retinal Artery Occlusion
124	BRVO	Branch Retinal Vein Occlusion
125	BS	Bubur Saring
126	BS	Blood Sugar (Gula Darah)
127	BS 2 JPP	Blood Sugar 2 Jam Post Prandial
128	BSA	Block Subarachnoid

129	BSN	Blood Sugar Napture (Gula Darah Puasa)
130	BT	Bleeding Time
131	BTA	Basil Tahan Asam
132	BTKV	Bedah Thorax Kardio Vaskular
133	BU	Bising Usus
134	BUN	Blood Urea Nitrogen
135	BUT	Break Up Time
136	BV	Bacterial Vaginosis
137	BVUC	Bipolar Voiding Urethro Cystography
138	C	Cylinder Lens
139	CA	Carsinoma / Cancer
140	Ca	Calcium
141	CAD	Coronary Artery Disease
142	CAIS	Complete Androgen Insensitivity Syndrome
143	CAM	Confusion Assessment Method
144	CAP	Community Acquired Pneumonia
145	CAPD	Continuous Ambulatory Peritoneal Dialysis
146	CBD STONE	Common Bre Duct Stone
147	CC	Cortex Cerebri
148	CCB	Calcium Channel Blocker
149	CCF	Carotid Cavernous Fistula
150	CCR	Continuous Complete Remission
151	CCS	Canadian Cardiovascular Society
152	CCT	Creatinine Clearance Test
153	CO4	Limfosit + T CO4
154	COGP	Constitutional Delay Of Growth And Puberty
155	CDH	Congenital Dislocation of Hip
156	CDR	Cup to Disc Ratio

157	CE	Chlor Ethyl
158	CF	Closed Fracture
159	CGA	Comprehensive Geriatric Assessment
160	CH	Cirrhosis Hepatic
161	CHD	Congenital Heart Disease
162	CHF	Chronic Heart Failure
163	CHL	Conductive Hearing Loss
164	CKB	Cedera Kepala Berat
165	CKD	Chronic Kidney Disease
166	CKMB	Creatine Kinase Myocardial Band
167	CKR	Cedera Kepala Ringan
168	CKS	Cedera Kepala Sedang
169	Cl	Chlorida
170	CLD	Chronic Liver Disease
171	CLL	Chronic Lymphocytic Leukemia
172	CM	Cardiomyopathy
173	CM	Compos Mentis
174	CMCK	Cairan Masuk Cairan Keluar
175	CML	Chronic Myeloblastic Leukemia
176	CMPSE	Cow's Milk Protein Sensitive Enteropathy
177	CNV	Choroidal Neovascularization
178	Co	Cobalt
179	CO ₂	Carbon Dioxide
180	COD	Cause Of Death
181	COPD	Chronic Obstructive Pulmonary Disease
182	COX	Cyclooxygenase
183	CPAP	Continuous Positive Air Way Pressure
184	CPC	Cor Pulmonale Chronic Compensated
185	CPCD	Cor Pulmonale Chronic Decompensated
186	CPR	Cardio Pulmonary Resuscitation

187	CR	Chrome
188	CRAO	Central Retinal Artery Occlusion
189	CRP	C-Reaktif Protein
190	CRT	Cardiac Ressonchronization Therapy
191	CRVO	Central Retinal Vein Occlusion
192	CS4	Cluster Of Differentiation 4
193	CSCR	Central Serous Chorio Retinophaty
194	CSE	Combined Spinal Epidural
195	CSME	Clinically Significant Macular Edema
196	CST	Care Support Treatment
197	CT	Clotting Time
198	CT / TL	Cervical Traction / Traksi Leher
199	CTEV	Conginetal Talipes Equino Varus
200	CTLSO	Cervico Thoraco Lumbo Sacral Orthosis
201	CTR	Cardio Thorax Ratio
202	CTS	Carpal Tunnel Sydrome
203	CT-SCAN	Computed Tomography Scan
204	CTZ	Chemoreceptor Trigger Zone
205	CVC	Central Venous Catheter
206	CVD	Cardiovascular Disease
207	CVI	Conjungtival Vascular Injection
208	CVP	Central Venous Pressure
209	CW	Crossed Wires
210	CXR	Chest X-Ray
211	D	Dextra
212	D10 %	Dextrose 10 %
213	D5 %	Dextrose 5 %
214	D4I	Stavuzine
215	DA	Dermatitis Atopic
216	DBD	Demam Berdarah Dengue

217	Dbn	Dalam Batas Normal
218	DBP	Diagnostic Blood Pressure
219	DBP	Dosis Bawa Pulang
220	DBPCFC	Double Blind Control Food Challenge
221	DC	Dower Catheter
222	DC	Direct Current Shock
223	DCI	Decompression Illnes
224	DCP	Defisit Cairan Puasa
225	DCR	Dacryo Cysto Rhinostomy
226	DD	Diagnostic Diferential
227	ddl	Didianosine
228	DES	Drug Eluting Stent
229	DF	Dengue Fever
230	DFG	Dermis Fat Graft
231	DH	Diet Hati
232	DHF	Dengue Hemorrhagic Fever
233	DHS	Dynamic Hip Screw
234	DILATED CM	Dilated Cardiomyopathy
235	DIP	Distal Inter Phalangeal
236	Dislokasi TMJ	Dislokasi Temporo Mandibular Joint
237	DJ	Diet Jantung
238	DKA	Dermatitis Kontak Alergi
239	DKD	Diabetic Kidney Disease
240	DKI	Dermatitis Kontak Iritan
241	DL	Darah Lengkap
242	DM	Diabetes Melitus
243	DMP	Dextrometrophan
244	DO	Drop Out
245	DOTS	Directly Observed Therapy Short-Course
246	DP	Deposit

247	DPJP	Dokter Penanggung Jawab Pasien
248	DPMB	Dialisis Peritonial Mandiri Berkesinambungan
249	DPO	Dalam Pengaruh Obat
250	DRS	Delirium Rating Scale
251	DRUJ	Distal Radius Ulna Joint
252	DSA	Defect Septal Atrial
253	DSD	Disorder Of Sex Development
254	DSS	Dengue Shock Syndrome
255	Dst	Dan Seterusnya
256	DVT	Deep Vein Thrombosis
257	DX	Diagnosa
258	DZP	Diazepam
259	E	Emergency
260	EBV	Estimated Blood Volume
261	ECG	Electrocardiography
262	ECHO	Echocardiography
263	ED	Eye Drop
264	EDH	Epidural Hematoma
265	EDV	End Diastolic Volume
266	EEG	Electro Encephalography
267	EEM	Erythema Exsudativum Multiforme
268	EF	Ejection Fraction
269	EFV	Efavirenz
270	EH	Encephalopathy Hepatic
271	EKG	Elektrocardiography
272	EKN	Enterocolitis Necrotizing
273	ELISA CAP	Enzyme Linked Immunosorbent Assay Thesis Polystyrene Cellulase Enzyme Absorbance Pharmacia

274	EMG	Electromyography
275	EMLA	Authentic Module Local Anaesthetic
276	Endo	Edodoncia
277	EO	Eye Ointment
278	EPO	Eritropoietin
279	ER	Edentulous Ridge
282	ES	Electrical Stimulation
283	ESC	European Society of Cardiology
284	ESR	Erythrocyte Sedimentation Rate
285	ESV	End Systolic Volume
286	ESWL	Extracorporeal Shock Wave Lithotripsy
287	ETCO2	End Tidal Co2
289	ETV	Endoscopy Third Ventriculostomy
290	EVM	Eye Verbal Motorik
291	Exo	Exodoncia
292	EXO	Extraction
293	F	Feel
294	F.10	Gg Mental Dan Perilaku Akibat Penggunaan Alkohol
295	F.19	Gg Mental Dan Perilaku Akibat Penggunaan Alkohol
296	F.20	Skizofrenia
297	F.20.0	Skizofrenia Paranoid
298	F.20.1	Skizofrenia Fibekronik
299	F.20.2	Skizofrenia Katatonik
300	F.23	Gangguan Psikotik Akut Dan Sementara
301	F.25	Gangguan Skizoafektif
302	F.30	Episode Manik
303	F.31	Gangguan Afektif Bipolar
304	F.32	Episode Depresi

305	F.40	Gangguan Ansietas Fobik
306	F.41	Gangguan Ansietas lainnya
307	F.42	Gangguan Obsesif Kompulsif
308	F.43	Gangguan Penyesuaian
309	F.44	Gangguan Disosiatif (Konversi)
310	F / D	Fleksi / Defleksi
311	FAM	Fibro Adenoma Mammae
312	FC	Functional Class
313	FD	Full Denture
314	FDC	Fixed-Dose Combination (Kombinasi beberapa obat dalam satu pil)
315	FDP	Flexor Digitorum Profundus
316	FOS	Flexor Digitorum Superficial
317	FEV.1	Forced Expiratory Volume in 1 Second
318	FFA	Fundus Flourescein Angiography
319	FFP	Fresh Frozen Plasma
320	FFT	Free Field Test
321	FL	Feses Lengkap
322	FNAB	Fine Needle Aspiration Biopsy
323	FP	Feeding Plate
324	FR	Faktor Reumatoid
325	Fr	Fraktur (#)
326	Ft	Fisioterapi
327	FT3	Free Triiodothyronine
328	FTC	Emtricitabine
330	FVC	Forced Vital Capacity
331	FWB	Full Weight Bearing
332	G	Gauge
333	GA	General Anesthesia
334	GAD	Glutamic Acid Decarboxylase

335	GAS	Group A Streptococcus
336	GBS	Guillain Barre Syndrome
337	GC	Gastric Cooling
338	GCS	Glasgow Coma Scale
339	GDP	Gula Darah Puasa
340	GDPP	Gonadotropin Dependent Precocious Puberty
341	GDS	Geriatric Depression Scale
342	GE	Gastro Enteritis
343	GEA	Gastro Enteritis Acute
344	GERD	Gastro Esophageal Reflux Disease
345	GGA	Gagal Ginjal Akut
346	GGK	Gagal Ginjal Kronik
347	Ggn	Gangguan
348	GHP	Gastrophaty Hipertensi Portal
349	GIC	Glass Ionomer Cement
350	GIST	Gastrointestinal Stromal Tumor
351	GMT-PGK	Gangguan Mineral Dan Tulang Pada Penyakit Ginjal Kronik
352	GNA	Glomerulo Nefritis Akut
353	GNAPS	Glomerulo Nefritis Akut PascaStreptokokus
354	GNK	Glomerulo Neritis Kronik
355	GP	Gangren Pulpa
356	GPB	Garis Pertengahan Belakang
357	GPD	Garis Pertengahan Depan
358	GPPH	Gangguan Pemusatan Perhatian Dan Hiperaktivitas
359	GR	Gangren Radix
360	H1N1	Flu Babi

390	HKAFO	Hip Knee Ankle Foot Orthosis
391	HLA	Human Leukocyte Antigen
392	HNP	Hernia Nucleus Pulposus
393	HNP	Hernia Nucleus Pulposus
394	HOCM	Hypertrophic Obstructive Cardiomyopathy
395	HP	Hiperemia Pulpa
396	HPpEF	Heart Failure Preserved Ejection Fraction
397	HR	Heart Rate
398	HRS	Hepato Renal Syndrome
399	HSV	Herpes Simplex Virus
400	HT	Hipertensi
401	HTSTG	Hypertension Stage
402	I	Impaksi
403	IM	Intra Muscular
404	IV	Intra Vena
405	IA	Intraural Alternation
406	IAAS	International Agranulocytosis and Aplastic Anemia Study
407	IABP	Intra Aortic Balloon Pump
408	IADL	Instrumental Daily Living
409	IBD	Inflammatory Bowel Disease
410	IBS	Irritable Bowel Syndrome
411	ICB	Intra Cranial Bleeding
412	ICCU	Intensive Cardiac Care Unit
413	ICD	Implantable Cardioverter Defibrillator
414	ICP	Intra Cranial Pressure
415	ICS	Inter Costal Space
416	ICU	Intensive Care Unit
417	IDU	Intravenous Drug Use
418	IDW	Interdental Wiring

419	IE	Infective Endocarditis
420	IGTT	Intravenous Glucose Tolerance Test
421	IK	Instruksi Kerja
422	IKS	Ikatan Kerja Sama
423	ILA	Intrathecal Labor Analgesia
424	IM	Intra Muscular
425	IMF	Inter Maksillary Fixation
426	IMS	Infeksi Menular Seksual
427	INOS	Infeksi Nosokomial
428	INR	International Normalized Ratio
429	IO	Intra Oral
430	IOL	Intra Ocular Lens
431	IP	Iritasi Pulpa
432	IP Joint	Interphalangeal Joint
433	IPPV	Intermittent Positive Pressure Ventilation
434	IPSS	International Prostate Symptom Score
435	IO	Infeksi Oportunistik
436	IR	Intra Rate
437	IRD	Intalasi Rawat Darurat
438	IRIS	Immune Reconstitution Inflammatory Syndrome
439	ISDNSL	Isosorbide Dinitrate Sublingual
440	ISH	Isolated Systolic Hypertension
441	ISK	Infeksi Saluran Kemih
442	ITP	Idiopathic Trombositopenia Purpurae
443	IU	International Unit
444	IUGR	Intra Uterin Growth Retardation
445	IV	Intra Venous
446	IVH	Intra Ventricular Hemorrhagic
447	IVIG	Intravenous Immunoglobulin

448	IVP	Intravenous Pielography
449	IVTA	Intravitreal Triamcinolone Acetonide
450	IWL	Inssensible Water Loss
451	JKJ	Jaminan Kesehatan Jembrana
452	JNC	Joint National Committee
453	JVV	Jugular Venous Pressure
454	K	Kalium
455	KAD	Ketoasidosis Diabetik
456	KAE	Kanalis Akustikus Eksternus
457	KAFO	Knee Ankle Foot Orthosis
458	KAP	Konsultan Analisis Pediatric
459	KAR	Konsultan Anastesi Regional
460	KCB	Kebutuhan Cairan Basal
461	KE	Kehamilan Ektopik
462	KET	Kehamilan Ektopik Terganggu
463	KIC	Konsultan Intensive Care
464	KID	Koagulasi Intravascular Diseminata
465	KMK	Kecil Masa Kehamilan
466	KMN	Konsultan Manajemen Nyeri
467	KN	Kavum Nasi
468	KNF	Karsinoma Nasofaring
469	Korpal	Korpus Alienum
470	KPD	Ketuban Pecah Dini
471	KRS	Keluar Rumah Sakit
472	KSH	Katarak Send Hiperature
473	KSI	Katarak Send Imature
474	KSM	Katarak Send Mature
475	KU	Keadaan Umum
476	KV	Kardio Vaskuler
477	LA	Lokal Anestesi

478	LABC	Large Area Breast Cancer
479	LAC	Long Arm Cast
480	LAD	Left Anterior Descending
481	LAFB	Left Anterior Fascicular Block
482	LBBB	Left Bundle Branch Block
483	LBP	Low Back Pain
484	LC	Liver Cirrhosis
485	LCL	Lateral Collateral Ligament
486	LCS	Liquor Cerebro Spinalis
487	LCX	Left Circumflex
488	LD	Laryngoscopy Direct
489	LDH	Lactate Dehydrogenase
490	LA	Lower Extremity
491	LED	Laju Endap Darah
492	LES	Lupus Eritematosus Sistemik
493	LFG	Laju Filtrasi Gromerulus
494	LFT	Liver Function Test
495	LGE	Lineal Gingival Erythema
496	LGLS	Lown Ganong Levine Syndrome
497	LH	Limfoma Hodgkin
498	LI	Laryngoscopy Indirect
499	LIP	Lymphoid Interstitial Pneumonia
500	LLA	Lymphoblastic Leukemia Acute
501	LLC	Long Leg Cast
502	LLD	Leg Length Discrepancy
503	LMA	Laryngeal Mask Airway
504	LMWH	Low Molecular Weight Heparin
505	LNH	Lymphoma Non Hodgkin
506	LNLA	Acute Non Lymphoblastic Leukemia
507	LOS	Length Of Stay

508	LP	Lumbal Puncture
509	LPFB	Left Posterior Fascicular Block
510	LPM	Litre Per Minute
511	LPR	Laryngo Pharyngeal Reflux
512	LPV/r	Lopinavir Boosted Ritonavir
513	LOTS	Lung Of Types Syndrome
514	LT/PT	Lumbal Traction / Traksi Pinggang
515	Luxasi D1	Kegoyahan Gigi Derajat 1
16	Luxasi D2	Kegoyahan Gigi Derajat 2
517	Luxasi D3	Kegoyahan Gigi Derajat 3
518	LV	Left Ventricular
519	LVH	Left Ventricular Hypertrophy
520	Ma/Mi	Makan Minum
521	MABP	Mean Arterial Blood Pressure
522	MAC	Myopia Astigmatisme Compositus
523	MAM	Myopia Astigmatisme Mixtus
524	MAP	Mean Arterial Pressure
525	MAS	Myopia Astigmatisme Simpleks
526	MAS-MAC	Myopia Astigmatism Simplex-MA Compositum
527	MAT	Multifocal Atrial Tachycardia
528	MBC	Minimum Bactericidal Concentration
529	MBO	Mati Batang Otak
530	MC	Medical Certificate
531	MCI	Mail Cognitive Impairment
532	MCI	Myocardial Infarction
533	MCL	Medial Collateral Ligament
534	MCL	Midclavicular Line
535	MCP-Joint	Metacarpal Phalangeal Joint
536	MDR	Multi Drug Resistance

537	MDS	Mielodisplasia Syndrome
538	MEP	Malnutrisi Energi Protein
539	METS	Metabolic Equivalent
540	MF	Mumifikasi
541	MG	Myasthenia Gravis
542	Mg	Magnesium
543	MH	Morbus Hansen
544	MHC	Major Histocompatibility Complex
545	MHL	Mixed Hearing Loss
546	MI / MR	Mitral Insufficieny / Mitral Regurgitation
547	MIC	Minimum Inhibitory Concentration
548	MM	Multiple Myeloma
549	MMPI	The Minnesota Multiphasic Personality Inventory
550	MMSE	Mini Mental State Examination
551	MMT	Methadone Maintenance Therapy
552	MNA	Mini Nutritional Assessment
553	MNT	Multiple Nodular Thyroid
554	MOI	Mechanism Of Injury
555	MPD	Myeloproliferative Disorders
556	MRA	Magnetic Resonance Arteriography
557	MRI	Magnetic Resonance Imaging
558	MRS	Masuk Rumah Sakit
559	MS	Mitral Stenosis
560	MTP	Metatarsal Phalangeal
561	MTXTT	Metrotrexat Infratracheal
562	MV	Mitral Valve
563	MVD	Micro Vascular Decompression
564	MVP	Mitral Valve Prolapse
565	MVR	Mitral Valve Replacement

566	MWD	Microwave Diathermy
567	N2O	Nitrat Oxide
568	Na	Natrium
569	NAION	Non Antinitis
570	NAPZA	Narkotika Psikotropika dan Zat Adiktif Lainnya
571	NARKOBA	Narkotika dan Obat-obat Berbahaya
572	NBTE	Nonbacterial Thrombotic Endocarditis
573	NC	Nasal Cannula
574	NCH	Nafas Cuping Hidung
575	NGT	Nasogastric Tube
576	NHL	Non Hodgkin Lymphoma
577	NIBP / NBP	Non Invasive Blood Pressure
578	NIDON	Non Insulin Dependent Diabetes
579	NNRTI	Nucleoside Analogue Reverse Transcriptase Inhibitors
580	NO	Nomer
581	NO	Nefropati Obstruktif
582	NPDR	Non Proliferative Diabetic Retinopathy
583	NS / NaCL	Normal Salin / Natrium Clorida
584	NSAID	Non Steroid Anti Inflammatory Drugs
585	NSH	Nefrosklerosis Hipertensi
586	NSP	Needle Sharing Programs
587	NRS	Normal Sinus Rhythm
588	NSTEMI	Non St Elevasi Myocardial Infarction
589	NtRTI	Nucleotide Reverse Transcriptase Inhibitors
590	NTT	Nasotracheal Tube
591	NVD-NVE	New Vessel Of the Disc-New Vessels Elsewhere

592	NVE	Native Valve Endocarditis
593	NVG	Neo Vascular Glaucoma
594	NVP	Nevirapine
595	NWB	Non Weight Bearing
596	O2	Oxygen
597	OA	Osteo Arthritis
598	OAB	Over Active Bladder
599	OAE	Oto Acoustic Emissions
600	OAT	Obat Anti Tuberkulosis
601	OBH	Obat Batuk Hitam
602	Obs	Observasi
603	OC	Oral Candidiasis
604	OCT	Optical Coharence Tomography
605	OD	Oculi Dextra
606	ODC	One Day Care
607	ODHA	Orang Dengan HIV/Aids
608	Odoni	Odontektomi
609	ODS	Oculi Dextra Et Sinistra
610	OE	Otitis Eksterna
611	OF	Open Fracture
612	OGTT	Oral Glucose Tolerance Test
613	OI	Osteogenesis Imperfecta
614	OK	Kamar Operasi
615	OMA	Otitis Media Akut
616	OMC	Osteo Myelitis Chronic
617	OME	Otitis Media Efusi
618	OMI	Old Myocard Infark
619	OMSK	Otitis Media Supuratif Kronis
620	OMZ	Omeprazole
621	OPLL	Ossification Of The Posterior Longitudinal

		Ligament
622	OREF	Open Reduction External Fixation
623	ORIF	Open Reduction Internal Fixation
624	Ortho	Orthodontia
625	Os	Orang Sakit
626	OS	Oculi Sinistra
627	OSB	Orang Sakit Baru
628	OSSN	Ocular Surface Squamous Neoplasia
629	OT	Okupasi Terapi
630	OTT	Orotracheal Tube
631	PI	Planning
632	P/S	Plate Screw
633	PA	Patologi Anatomi
634	PAC	Premature Atrial Contactations
635	PAD	Peripheral Arterial Disease
636	PAH	Pulmonary Arterial Hypertension
637	PAI	Periappendicular Infiltrate
638	PAP	Penyakit Arteri Perifer
639	PC	Pressure Control
640	PCAG	Primary Closed Angle Glaucoma
641	PCEA	Patient Controlled Epidural Analgesia
642	PCI	Primary Coronary Intervention
643	PCL	Posterior Cruciate Ligament
644	PCO2	Tekanan Parsial CO2
645	PCP	Pneumocystis Carinii Pneumonia
646	PCR	Polymerase Chain Reaction
647	PCT	Paracetamol
648	PCVI	Pericorneal Vascular Injection
649	PD	Pupil Distance
650	PDR	Proliferative Diabetic Retinopathy

651	PE	Pulmonary Embolism
652	PEA	Pulseless Electrical Activity
653	Pedo	Pedodonsi
654	PEEP	Positive End Expiratory Pressure
655	PENASUN	Pengguna Jarum Suntik
656	PEP	Post Exposure Prophylaxis
657	Perio	Periodontitis
658	PEX	Pseudo Exfoliation Syndrome
659	PGD	Penyakit Ginjal Diabetik
660	PGK	Penyakit Ginjal Kronik
661	PGL	Persistent Generalized Lymphadenopathy
662	PHPV	Persistent Hyperplastic Primary Vitreous
663	PHT	Pulmonal Hypertension
664	PIP	Proximal Inter Phalangeal
665	PITC	Provider Initiative Testing And Counseling
666	PJK	Penyakit Jantung Koroner
667	PJR	Penyakit Jantung Reumatik
668	PLJ	Pemeriksaan Luar Jenazah
669	PLT	Thrombocyte
670	PM	Periodontitis Marginalis
671	PMH	Penyakit Membran Hialin
672	PMO	Pengawas Minum Obat
673	PMTCT	Pavilion Of Mother To Child Transmission
674	PNA	Pyelonephritis Acute
675	PNB	Peripheral Nerve Block
676	PND	Post Nasal Drip
677	PNK	Pielonefritis Kronis
678	PNL	Pyelonephrolithotomy
679	PO2	Tekanan Parsial Oksigen
680	POAG	Primary Open Angle Glaucoma

681	PONV	Post Operative Nausea Vomiting
682	PP	Pulang Paksa
683	PPCM	Post Partum Cardiomyopathy
684	PPOK	Penyakit Paru Obstruktif Kronis
685	PR	Punctum Remotum
686	PRC	Packed Red Cell
687	PRF	Pulsed Radio Frequency
688	Prosto	Prostodonsia
689	PRP	Platelet Rich Plasma
690	PS	Pulmonal Stenosis
691	P-S	Plate-Screw
692	PSA	Prostate Specific Antigen
693	PSL	Parastrenal Line
694	PSM	Petugas Sosial Medik
695	PT	Prothrombin time
696	PTCA	Percutaneous Transluminal Coronary Angioplasty
697	PTI	Purpura Trombositopenia Imun
698	PTRM	Pregnant Terapi Rumatan Methadone
699	PTU	Propiltiourasil
700	PV	Pulmonary Valve
701	PVD	Posterior Vitreous Detachment
702	PVE	Prosthetic Valve Endocarditis
703	PVR	Proliferative Vitreo Retinopathy
704	PVRV	Purified Vero Rabies Vaccine
705	PWB	Partial Weight Bearing
706	PX	Pasien
707	Px	Penderit
708	RA	Rahang Atas
709	RA	Rheumatoid Arthritis

710	RAD	Right Axis Deviation / Deviasi Aksis ke Kanan
711	RAE TUBE	Ring Adair& Elwyn Tube
712	RB	Rahang Bawah
713	RBBB	Right Bundle Branch Block
714	RBC	Red Blood Cell
715	RCA	Right Coronary Artery
716	RD	Retinal Detachment
717	Resp	Respirasi
718	RESTRICTIVE CM	Restrictive Cardiomyopathy
719	RF	Rheumatic Fever
720	RD	Rendah Garam
721	RGE	Refluks Gastroesofageal
722	Rh	Rhesus
723	RHD	Rheumatic Heart Disease
724	RIND	Reversible Ischemic Neurologic Deficit
725	RL	Ringer Laktat
726	RM	Rekam Medis
727	RNA	Rematik Non Artikuler
728	ROM	Range Of Motion
729	ROP	Retinopathy Of Prematurity
730	RP	Rhinocopy Posterior
731	RPG	Retrograde Pyelography
732	RPLND	Retro Peritoneal Lymph Node Dissection
733	RR	Respiratory Rate
734	RS	Rendah Serat
735	RSI	Rapid Sequence Induction
736	RT	Rectal Toucher
737	RTI	Ruang Terapi Intensif
738	RUBT	Ruang Udara Bertekanan Tinggi

739	RV	Right Ventricle
740	S	Sinistra
741	SL	Spheris Lens
742	SNRT	Suhu Nadi Respirasi Tensi
743	Sc	Subcutan
744	S1	Suara Jantung 1
745	S2	Suara Jantung 2
746	SA	Sulfas Atropine
747	SA BLOCK	Sinus Atrial Block
748	SAH	Sub Arachnoid Hemorrhage
749	SAM	Sindrom Aspirasi Mekonium
750	SAP	Stable Angina Pectoris
751	SAR	Serum Anti Rabies
752	SB	Scleral Buckling
753	SBP	Systolic Blood Presure
754	SC	Serum Creatinin
755	SC	Sectio Caesaria
756	SCC	Squamous Cell Carsinoma
757	SCD	Sudden Cardiac Death
758	SDH	Subdural Hematoma
759	SGOT	Serum Glutamic Oxalaoetic Transaminase
760	SGPT	Serum Glutamic Pyruvic Transaminase
761	SH	Stroke Hemoragik
762	SICE	Small Incisi Cataract Extraction
763	SICS	Small Incision Cataract Surgery
764	SIMV	Synchronized IntermittentMandatory Ventilation
765	Sistem RAA	<i>Sistem</i> Renin Angiotensin Aldosteron
766	SKD	Surat Keterangan Dokter

767	SKM	Surat Keterangan Medis
768	SLE	Systemic Lupus Erythematosus
769	SLED	Sustained Low Efficiency Dialysis
770	SM	Sungkup Muka
771	SMNR	Sungkup Muka Non Rebreathing
772	SMR	Sungkup Muka Rebreathing
773	SMRS	Sebelum Masuk Rumah Sakit
774	SMX	Sulfamethoxazole
775	SN	Sindrom Nefrotik
776	SNH	Stroke Non Hemoragik
777	SNHL	<i>Sensorineural Hearing Loss</i>
778	SNRT	Sinus Node Reentry Tachycardia
779	SNT	Struma Nodosa Non Toksik
780	SOAP	Subjektif Objektif Assesment Planning
781	SOL	Space Occupying Lesion
782	Som	Somnolence
783	SOMI	Sterno OccipitalMandibularImmobilizer
784	SOPT	Sindroma Obstruksi Pasca TB
785	SpAn	Spesialis Anastesi
786	SPB	Sakit Perut Berulang
787	SPF	Sun Protector Factor
788	SPO	Standar Prosedur Operasional
789	SPT	Skin Prick Test
790	Spt	Spontan
791	SPV	Surat Permintaan Visum Et Repertum
792	SOV	Saquinavir
793	SSI	Segmental Spinal Instrumentation
794	SSJ	Steven Johnson's Syndrome
795	STATICS	Scope Tube Airway Tape Introducer Connector Suction

796	Std	Stadium
797	STEMI	St Elevasi Miokard Infark
798	STIR	Serum Transferrin Receptor
799	Susp	Suspect
800	SV	Stroke Volume
801	SVT	Supraventricular Tachycardia
802	SWD	Short Wave Diathermy
803	Tax	Temperature Axillary
804	Taa	Tak Ada apa-apa
805	TAP	Tak Ada Persediaan
806	TB	Tinggi Badan
807	TBC	Tuberculosis
808	TC	Thrombocyte Concentrate
809	TCC	Transitional Cell Carcinoma
810	TD	Tekanan Darah
811	TDF	Tenofovir
812	TE	Tonsilektomi
813	TEE	<u>Transesophageal Echocardiography</u>
814	TEN	Toxic Epidermal Necrolysis
815	TENS	Transcutaneous Electrical Nerve Stimulation
816	TF / TOF	Tetralogy Of Fallot
817	TGL	Tanggal
818	Th/	Terapi
819	THD	Take Home Dose
820	THR	Total Hip Replacement
821	TI / TR	Tricuspid Insufficiency / Tricuspid Regurgitation
822	TIA	Transient Ischemic Attack
823	TIK	Tekanan Intra Kranial

824	TIM	Thrombolysis In Myocardial Infarction
825	TIO	Tekanan Intra Oculi
826	TIVA	Total Intravenous Anesthesia
827	TKR	Total Knee Replacement
828	TKTP	Tinggi Kalori Tinggi Protein
829	TLO	Thoraco Lumbar Orthosis
830	TLSO	Thoraco Lumbo Sacral Orthosis
831	Tm	Thymus
832	TMP	<i>Trimethoprim</i>
833	TOF	Train Of Four
834	TOI	Turn Over Interval
835	TON	Traumatik Optik Neuropati
836	TP	Tidak Panas
837	TPM	Temporary Pace Maker
838	TPN	Total Parenteral Nutrition
839	TROP T/I	Troponin t/i
840	TRUS	Transrectal Ultra Sonography
841	TS	Tricuspid Stenosis
842	TSHS	Thyroid Stimulating Hormone
843	TTB	Trans Thoracic Biopsy
844	TTN	Transient Tachypnea Of The Newborn
845	TTV	Tanda Tanda Vital
846	TUIP	Trans Urethral Incision Of The Prostate
847	TUR	Trans Urethral Resection
848	TUR B	Trans Urethral Resection Of The Bladder 1
849	TUR P	Trans Urethral Resection Of The Prostate
850	TUSP	Trans Urethral Stenting Of The Prostate
851	TV	Tricuspid Valve
852	TV	Tidal Volume
853	TW / ST	Terapi Wicara / Speak Therapy

854	UAP	Unstable Angina Pectoris
855	UCVA	Un Corrected Visual Acuity
856	UE	Upper Exteremity
857	UL	Urin Lengkap
858	UO	Urine Opist
859	UPJ	Ureteropelvic Junction
860	URM	Unit Rehabilitasi Medik
861	URO	Upaya Rehidrasi Oral
862	URS	Ureteral Cysto Grall
863	USD	Ultrasonic Diathermy
864	USG	Ultrasonography
865	USG MATA	Ultra Sonografi Mata
866	UV	Ultra Violet
867	UVJ	Ureterovesical Junction
868	VA	Visual Acuity
869	VAR	Vaksin Anti Rabies
870	VAS	Visual Analog Scale
871	VC	Volume Control
872	VCT	Voluntary Counselling Test
873	VE	Varises Esophagus
874	VER	Visum Et Repertum
875	VER Jenazah	Visum Et Repertum Jenazah
876	VER Kekerasan Seksual	Visum Et Repertum Kekerasan Seksual
877	VER Perlukaan	Visum Et Repertum Perlukaan
878	VER Psikiatri	Visum Et Repertum Psikiatri
879	VES	Ventricle Extra Systole
880	VF	Ventricular Fibrilation
881	VF	Vocal Fremitus
882	VF	Ventricular Fibrilation

883	VKDB	Vitamin K Deficiency Bleeding
884	VL	Viral Load
885	VOD / VOS	Visus Oculi Dextra / Visus Oculi Sinistra
886	VP-Shunt	Ventriculoperitoneal Shunting
887	VSD	Ventricular Septal Defect
888	VT	Ventricular Tachycardia
889	VZV	Varicella Zoster Virus
890	WB	Whole Blood
891	WBC	White Blood Cell
892	WFDT	Worth Four Dot Test
893	Wh	Wheezing
894	WNA	Warga Negara Asing
895	WPW	Wolff Parkinson White
896	WRC	Washed Red Cell
897	WS	Wasting Syndrome
898	WSD	Water Sealed Drainage
899	XDR	Extremely Drug Resistant
900	ZDV	Zidovudine (Juga Dikenal Dengan AZT)
901	ZEP	Zinc Erythrocyte Protoporphyrin
902	Zn	Zinc
903	ZPP	Zinc Protoporphyrin

Singkatan Yang Sebaiknya Tidak Digunakan

Daftar singkatan yang sebaiknya tidak digunakan merupakan bagian dari standar keamanan pasien. Sangat mungkin terjadi kesalahan di karenakan salah baca atau salah pengertian, oleh karena itu singkatan-singkatan di bawah ini sebaiknya tidak digunakan khususnya bila di tulis tangan.

SINGKATAN /DOSIS EKSPRESI	MAKSUD	SALAH INTERPRETASI	KOREKSI
Ug /	Microgram	Salah interpretasi menjadi mg (miligram)	Gunakan mcg
QOD,qod,Q. O.D,q.o.d	Setiap keesokan hari	Disalah artikan sebagai frekwensi penggunaan obat untuk 4 x sehari atau 5 x sehari	Secara internasional berarti setiap 48 jam, sedangkan di indonesia setiap 4 x sehari atau setiap 5 x sehari (quart, quint). Sebaiknya singkatan ini tidak digunakan untuk mencegah salah arti
U or u	Unit (S)	Terbaca sebagai nol (0) atau empat (4) jika digunakan untuk 10 atau yang lebih besar (4U terbaca "40" atau 4u terbaca sebagai "44")	'Unit' dilarang disingkat dan harus ditulis lengkap 'unit'
Angka nol setelah titik	1mg	Salah baca menjadi 10mg	Untuk desimal jangan gunakan

desimal (10)		jika tanda titik tidak terbaca	angka nol
Cc	Cubic centimeter	Disalah artikan dengan u (units) jika tulisan tidak jelas	Sebaiknya digunakan ml

Penggunaan simbol, tanda khusus, singkatan diagnosa yang tidak sesuai dengan data di atas dilakukan evaluasi dan dilaporkan setiap bulannya ke Direktur, Mutu RS melalui atasan langsung. Berikut formulir yang digunakan untuk koreksi :

Evaluasi Penggunaan Singkatan Diagnosa/Tindakan, Simbol dan Tanda Khusus

NO	NO RM	NAMA PASIEN	SINGKATAN DIAGNOSA/ SIMBOL/ TANDA KHSUUS
1			
2			
3			
4			

C. Pengolahan Rekam Medis

1. Assembling, Analisa Kelengkapan Pengisian Catatan Medis (KLPCM)

Semua bentuk catatan, baik hasil rekapitulasi harian, maupun lembaran-lembaran formulir rekam medis merupakan bahan yang perlu diolah untuk selanjutnya dipakai sebagai bahan laporan rumah sakit. Sebelum dilakukan pengolahan, berkas-berkas rekam medis tersebut diteliti kelengkapannya baik isi